


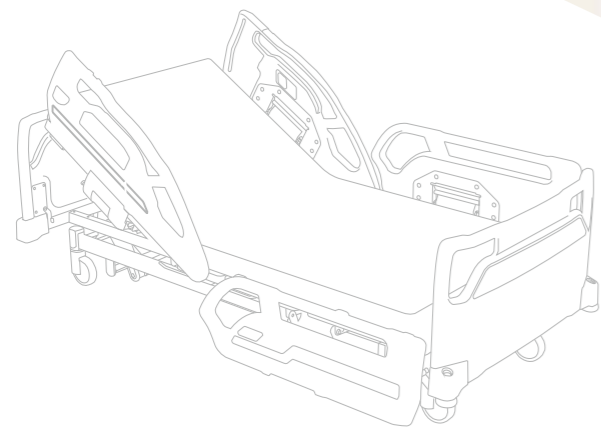
PARAMOUNT BED CO., LTD.  
2-14-5 Higashisuna Koto-Ku, Tokyo 136-8670, Japan  
Tel: +81 3 3648 2961 Fax: +81 3 3648 2420  
<http://www.paramount.co.jp/english/>



Qualitas Plus™  
Electric Bed

an earlier,  
smoother recovery  
begins with us

Designs and specifications are subject to change without notice. All images of the product, its components and accessories may not reflect the final product. The images may reflect optional equipment and are subject to change without notice. All information presented herein is based on current data or design goals available at the time of posting and is subject to change without notice. Some equipment and/or features may be unavailable. Actual results of performance and other specifications may differ or vary with production models and may depend on selected models and/or accessories.



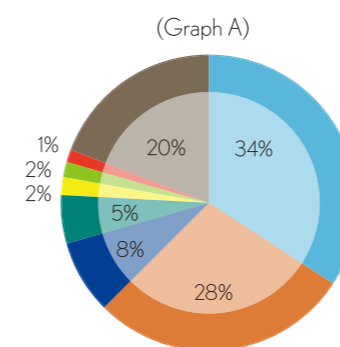
## A Patient's Recovery Matters to Us

The road to recovery is often a critical and sensitive experience. Both patient and medical personnel will have to work hand-in-hand to achieve their goal of nursing the patient back to health.

## A Risk-free Journey

Unfortunate circumstances such as falls, improper management of wounds, infections, or long periods of immobility may hinder the patient's recovery. Studies have shown that such incidences do occur within a hospital environment. The 2013 U.S. National Healthcare Quality Report revealed that falls, pressure ulcers, catheter-associated urinary tract infections and ventilator-associated pneumonia (VAP) are the typical hospital-acquired conditions (Graph A). Findings from the 2013 Japan Council for Quality Health Care Accident Analysis Data reported that incidences of falls ranked the highest (Graph B). Therefore, it is essential that risk and fall management safeguards are in place to provide patients with a smoother and earlier recovery.

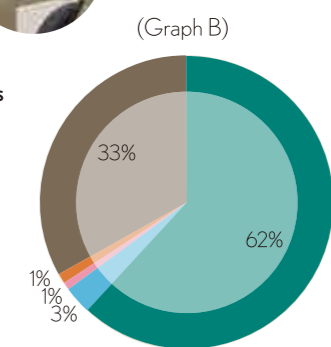
Are these the challenges you face when caring for patients in your hospital? With Qualitas Plus™ electric beds, you will be able to maximize the safety of the patient while effectively rehabilitating him back to health with minimal incidents.



**Distribution of Hospital-acquired Conditions**

- Adverse Drug Events
- Pressure Ulcers
- Catheter-associated Urinary Tract Infections
- Falls
- Obstetric Adverse Events
- Surgical Site Infections
- Ventilator-associated Pneumonia
- All Other Hospital-acquired Conditions

2013 U.S. National Healthcare Quality Report  
(With edits by Paramount Bed)



**Accidents During Medical Care**

- Falls
- Accidental Aspiration
- Accidental Ingestion
- Defiance of Bed Rest Order
- Others

2013 Japan Council for Quality Health Care Accident Analysis Data



# Risk Management

To facilitate the patient's early recovery, the risk of accidents must be managed. Qualitas Plus™ is designed to enhance the patient's safety with practical features and functions.

## Fall Prevention (From the Bed)

### Full Length Side-rail/Foot End Open Side-rail

Qualitas Plus™ offers different side-rails to respond to the different risk levels of patients (complies with IEC 60601-2-52).



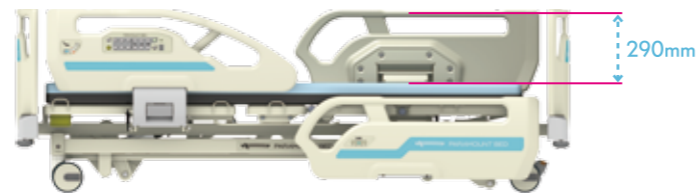
Full Length Side-rail



Foot End Open Side-rail

### Side-rail Effective Height

By raising the side-rail effective height, the risk of falling from the bed by climbing over the side-rail is reduced.

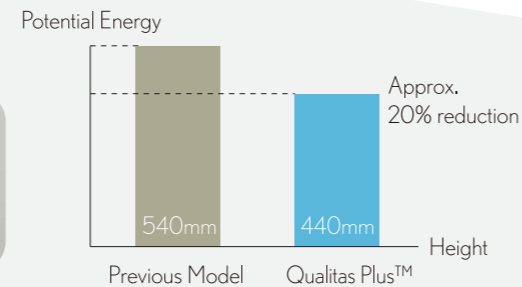


\*When used with Everfit Light™ mattress (PE-9002)

### Low Bed Height

In a situation where a patient does fall from the bed, the low bed height will help to reduce the impact.

An orange-colored LED light on the side-rail integrated panel will be lit up when the bed is not at its lowest height. On the other hand, the absence of light will indicate that the bed is at its lowest height. The LED light can be seen at a glance even from the room entrance, which proves to be helpful when medical personnel go on their rounds at night.



\*When used with Everfit Light™ mattress (PE-9002)

### Streamlined Bed Fixtures

Many cases of falls are the result of unnatural postures assumed by patients while trying to reach out for something. This risk is reduced by placing necessary items at convenient locations.

- The patient control panel is located on the inner side of the side-rail, and this intuitive layout provides easy access for the patient
- Can be paired with the bedside table to hold items such as cups, mobile phones, eye glasses, etc.



## Fall Prevention (When Standing Up from the Bed)

### Low Bed Height at 350mm\*

A low bed height allows the patient to place his heels firmly on the floor as he stands up from the bed, thus reducing the risk of falls.



\*Height from floor to mattress base



### Easy-to-grip Side-rail

The side-rail is designed to provide grip support for the patient and is strategically located to provide easy access to be gripped on to.

### Foot Light (Optional)

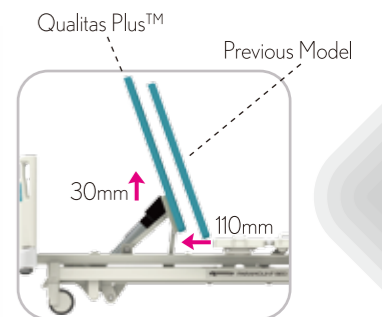
The foot light beneath the bed allows the patient increased visibility when getting out of the bed at night.



## Wound Management

### Smart Raise Function

The new Smart Raise Function reduces pressure and shearing on the patient with its retraction and extension motion. This action moves in unison with the back section of the frame surface to fit the body as the patient sits up, thus reducing strain on the patient.




Low Height at 350mm

## Infection Control

### Urine Bag Holder

Urine bags placed at the bed should avoid contact with the ground. This is a measure that can prevent urinary tract infections. The urine bag can be hung on the accessory rail or restraint belt mounting bracket, depending on the height of the bed and type of urine bag used. Hanging it on the bracket raises the height of the urine bag by 70mm, which is higher when compared with hanging the urine bag on the accessory rail.



Accessory Rail



Urine Bag on Restraint Belt Mounting Bracket

### Minimal Uneven Surfaces

With minimal uneven surfaces, cleaning and hygiene maintenance is made easier. This includes areas where patients tend to touch, such as operation controls, headboard, footboard, and side-rails.



## Early Rehabilitation

Early rehabilitation is important because long periods of immobility will typically cause Disuse Muscle Atrophy in patients, and prolonged effects may result in further complications. Based on the patient's condition, training to return mobility to the patient should begin before such complications arise. With early rehabilitation practices, patients typically have a shorter stay and a faster rate of recovery.

### Aid-On Accessories

Paramount Bed offers a series of supplementary accessories that are designed to enhance the effectiveness of its products, ensuring safety while supporting rehabilitation.

## The 6 Steps of Rehabilitation

### 01 Step 1: Shifting of Position

Patients need to shift their positions on the bed to prevent respiratory complications and pressure ulcers. Qualitas Plus™ effectively aids medical personnel in helping the patient change position more easily.



**Aid-On Penguin Support™**  
When used with Penguin Support™, tasks such as managing patients' cleanliness can be carried out more effortlessly.



### 02 Step 2: Gravity Load Training\*

Patients may not be able to independently raise his back, and the Reverse Trendelenburg position is useful in repositioning the gravitational pull at the patient's legs, which widens the movable range of the diaphragm compared to the supine position, thus promoting better oxygenation.



### 03 Step 3: Raising the Back

#### Back Raise Position

Raising the patient's back allows breathing as well as circulation to be as close to the normal state as possible. It is also important to keep the backs of patients who are on ventilators in ICU and HCU to be raised at 30° and above in order to prevent the occurrence of ventilator-associated pneumonia (VAP).

#### Chair Position\*

Compared to back raise, the chair position reduces abdominal stress and allows the pelvis to be more upright. The chair position can be activated with the press of a button.


#### Body Pressure Distribution Map

Qualitas Beta Plus™, with its Smart Raise Function, is able to reduce pressure on the body.


Back Raise at 72°



Previous Model

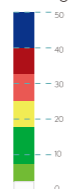


Qualitas Plus™



Qualitas Plus™ Chair Position

mm Hg



▪ Gender: Male  
▪ Height: 172cm  
▪ Weight: 61kg  
▪ Body Mass Index: 20.3  
(Mattress: Everfit Light™)

\*Qualitas Beta Plus™ only

### 04 Step 4: Sitting Up


Patients must be able to sit up in a secured and stable posture before getting off from the bed and standing firmly on their feet. The low bed height and FlexiGrip located on the side-rail of Qualitas Plus™ can help the patient achieve a more secured sitting position.



With FlexiGrip, patients will be able to sit up more easily.

#### Aid-On Everfit Light™ (PE-9000 Series)

The Everfit Light™ mattress that comes with Qualitas Plus™ is designed with firm edges, allowing patients to brace against the edge with their hands when standing up from the bed. The mattress is also designed to maintain a low bed height.



Sittan™ can effectively help the patient transit to a sitting position.

#### Aid-On Sittan™ (KF-890)

Sittan™ makes it possible to begin the rehabilitation process earlier for patients with conditions such as stroke. Designed to restore the patient's independent sitting ability, Sittan™ features user-friendly posture belts to provide stable support for the patient's body.

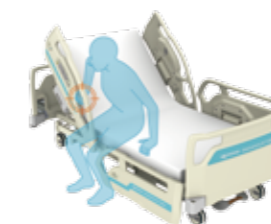


### 05 Step 5: Standing Up

Along with the help of medical personnel, Qualitas Plus™ offers effective support to facilitate the patient's efforts in standing up safely.

#### FlexiGrip

The FlexiGrip is angled towards the inner side to prevent the wrist from being locked down when the patient is holding on to it while standing up. It provides additional support and increases the stability of patients when they are standing up. FlexiGrip also reduces the burden on the medical personnel who is helping to support the patient.



### 06 Step 6: Moving Away from the Bed

The last step of rehabilitation consists of training the patient's ability to move away from the bed. Paramount Bed offers useful equipment to assist patients who are still unable to walk independently.

#### Aid-On Walking Aid (KA-390)



#### Aid-On IV Stand (KC-509)





## Easy Transportation

Easy-to-grip headboard and footboard allow smooth movement when transporting patients. Additionally, its light weight improves the ergonomics of medical personnel and further facilitates easy navigation and handling.





## Product Features Highlight



Side-rail Integrated Panel  
+ Patient Control Panel



Handheld Controller  
+ Nurse Control Panel \*



### Side-rail Features

#### FlexiGrip

- Smart design for patients to hold on to when moving from the bed with less risk of falls

#### Anti-tampering Lock Feature

- Keeps patient safely within bed by preventing the side-rail lock from being released when the patient is leaning against the side-rail. This prevents the patient from falling over when he is attempting to lower the side-rail by himself

#### Angle Indicator

- Offers clear and distinct readings by using a large marble. The 30° point is marked out in red to assist in ventilator-associated pneumonia (VAP) prevention

### Other Features

#### Battery

- Qualitas Beta Plus™: Standard
- Qualitas Alpha Plus™: Optional

#### X-ray Imaging Base (Optional)

- This option is also available

#### Foot Light (Optional)

- Enhances the patient's safety by illuminating foot area of the bed

#### Restraint Belt Mounting Bracket

- Available on both sides of the mattress base. Optimum positions can be chosen according to patient's physical size and condition

### Operational Controls

#### Side-rail Integrated Panel + Patient Control Panel

- Placement at the head end of the side-rail allows to operate the functions. (Both sides of the bed)

#### Handheld Controller + Nurse Control Panel \*

- Easily accessible handheld controller that performs back raise, knee raise, hi-lo, and auto-contour functions
- Streamlined design nurse control panel performs several functions. It can be attached to the top of the footboard for easy access.\*

\* Qualitas Plus Beta Plus™ Only

#### Electric CPR Button & Manual CPR Lever

- Quickly lowers the raised back section to the horizontal position for CPR procedures



### Caster Features

#### 125mm Diameter Casters

- Total locking system (steer/free/lock) casters are available.

#### Anti-static Caster

- Minimize risk of electrostatic discharge

Product Name	Qualitas Alpha Plus™				Qualitas Beta Plus™			
	Model No. (X-ray Model)	PA-6318 (PA-6318X)	PA-6328 (PA-6328X)	PA-6338 (PA-6338X)	PA-6348 (PA-6348X)	PA-6418 (PA-6418X)	PA-6428 (PA-6428X)	PA-6438 (PA-6438X)
Total Length	2,200mm (when extended: 2,495mm)							
Total Width	1,056mm							
Total Height	735 to 1,115mm				735 to 1,065mm			
Mattress Base Height*	350 to 730mm				350 to 680mm			
Mattress Size	1,910 x 910mm or 2,000 x 910mm							
Safe Working Load**	245kgf (2,400N)							
Caster	125mm dia. double wheel casters with total locking system							
Back Raise Angle	0° to 70°							
Knee Raise Angle	0° to 25°							
Trendelenburg/ Reverse Trendelenburg	—				0° to 12°			
Side-rail Type	Full length side-rail		Foot end open side-rail		Full length side-rail		Foot end open side-rail	
Side-rail Integrated Panel	○	—	○	—	○	—	○	—
Handheld Controller/ Nurse Control Panel***	—	○	—	○	—	○	—	○



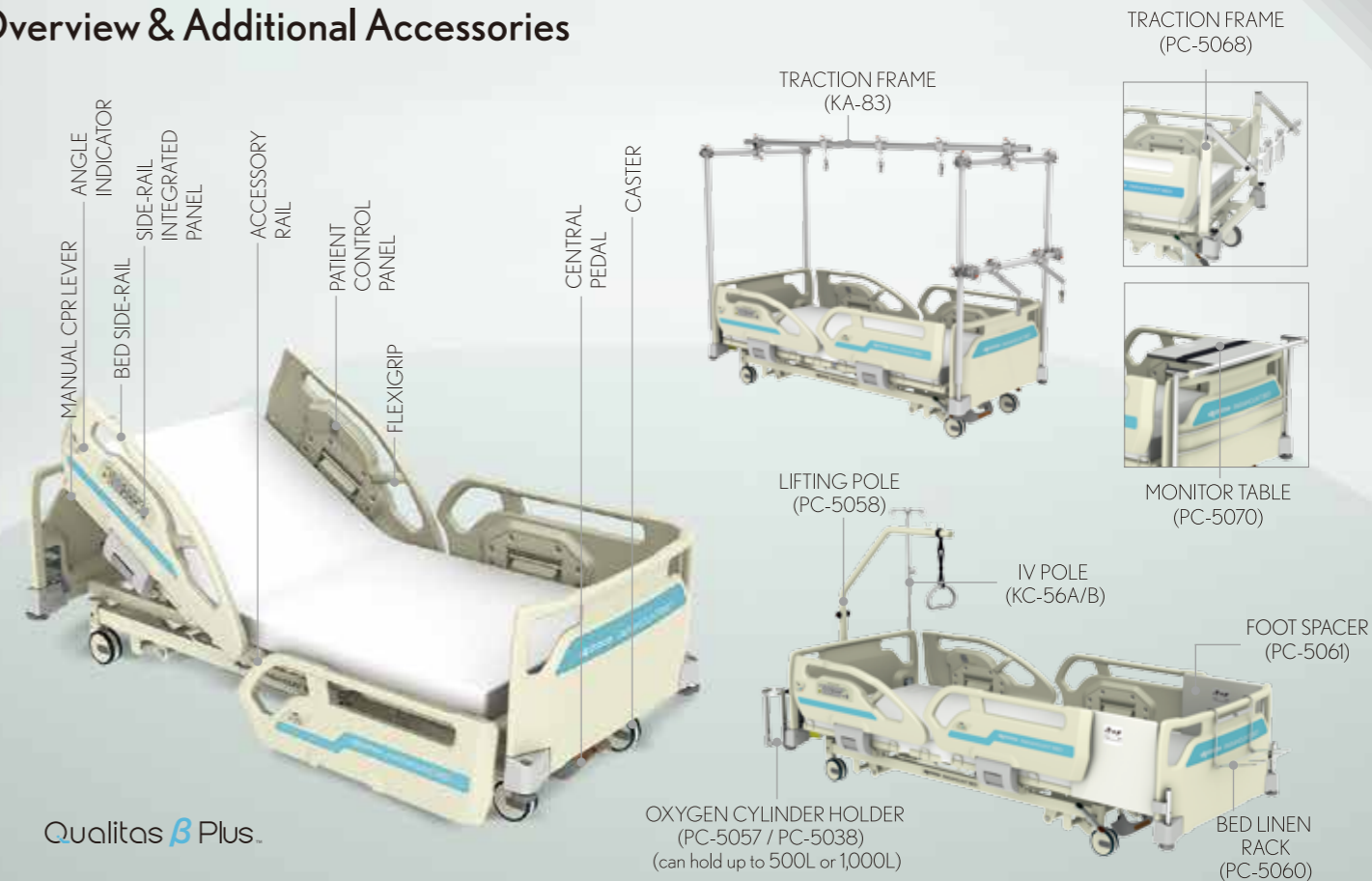
\* Indicates the height from the floor to the mattress base surface.

\*\* Maximum load with which the bed can be operated. (The total load of user's weight and incidental items including the mattress and options.)

\*\*\* Qualitas Alpha Plus™ comes only with handheld controller. Qualitas Beta Plus™ comes with both handheld controller and nurse control panel.

Foot light is also available. Please contact Paramount Bed or our distributors for more information.

## Overview & Additional Accessories



Qualitas **B** Plus.





## Creating a Better Hospital Ward Environment

We consistently endeavour to assist hospitals in making your patients' stay as comfortable and pleasant as possible. Beyond designing beds, Paramount Bed is also focused on providing furniture with useful functions that is not only visually appealing, but also compatible with the bed and the ward environment.

### Color Options

• The color of the bed can be chosen based on the overall design of the ward environment.

Standard Colors:

Sky Blue



Green



Medium Oak



Made to Order:

Pink



Orange



Grand Blue



### Mattress Line-up (Optional)

• An extensive line-up that caters to the needs of each patient.



PE-6000



Everfit Light™



RPR Mattress



Stretch Glide

Basic ← Functional Level → High

### Cabinet (PF-1100/1200 Series)

- Compatible with the design of Qualitas Plus™
- Drawer and sub-table top can be removed for washing
- Safety lock function (optional)



### Bedside Table (PF-3100 Series)

- Table height is adjustable
- Drawer and accessory case (both optional) can be removed for washing

